


Quality Review




Quality Review

Comprehensive, Cloud-Based Provider Quality Improvement

Our cloud-based provider quality software tools provide the comprehensive provider quality reporting and monitoring that you need for your quality improvement initiatives.

From initial onboarding to CMS accreditation measurements to value-based payment reporting and outcomes, the symplr Quality Review suite of tools pulls the information you need into actionable dashboards so that you can focus your time and energy on the most critical provider issues.



FPPE

Our FPPE (focused professional practice evaluation) tool is purpose-built to help you stay on top of your FPPE cases by displaying new FPPE cases & FPPE cases from other groups in an easy to manage case log.



OPPE

As reimbursement models evolve, and the need to demonstrate positive outcomes increases, it is becoming more and more important to monitor, benchmark and report on provider performance. The symplr OPPE solution brings together data from your credentialing and EMR/EHR systems to track provider privilege usage and quality indicators.



PEER REVIEW

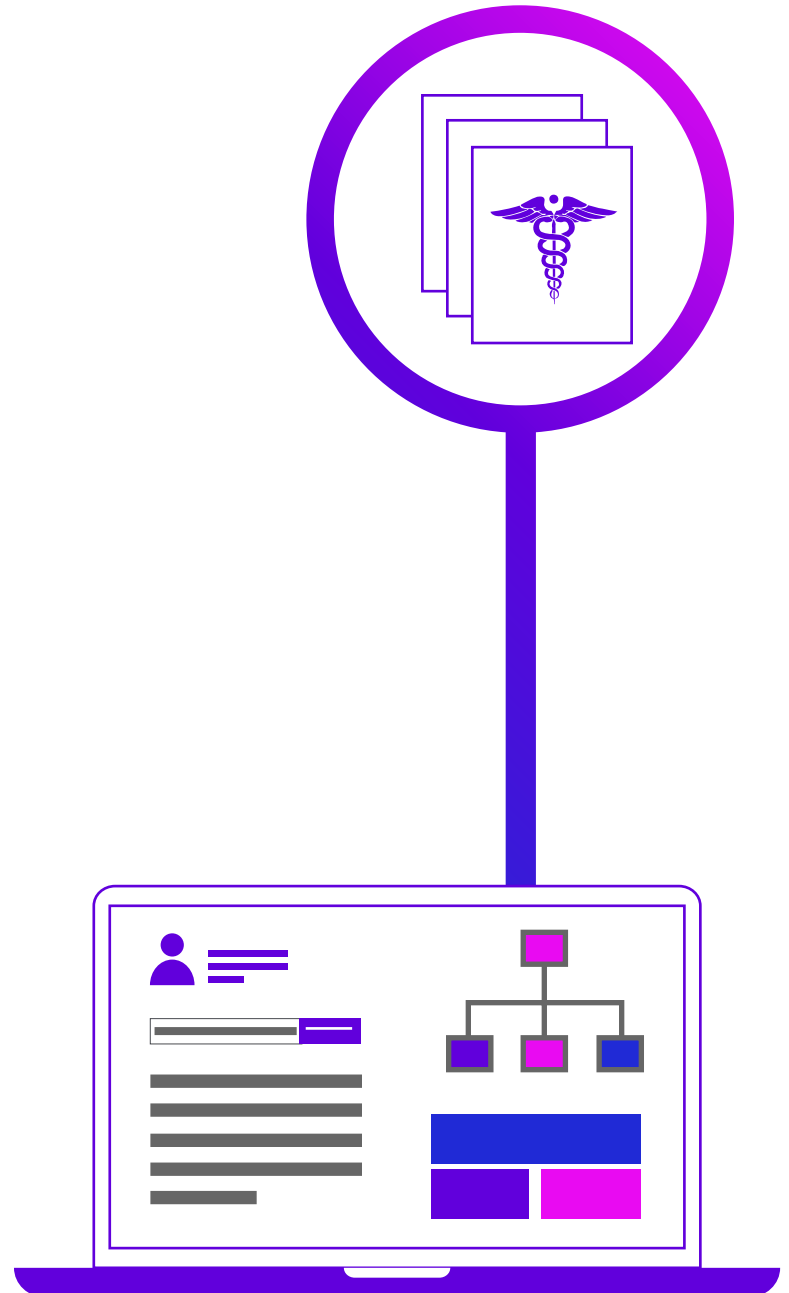
Easily manage peer review cases and streamline your review process. Convert hard to manage paper policies and procedures into an easy to manage, automated workflow for a repeatable, defensible process – every time.

Peer Review

Easily manage peer review cases and streamline your review process. Convert hard to manage paper policies and procedures into an easy to manage, automated workflow for a repeatable, defensible process – every time! FPPE Cases have their own work log.

With Peer Review, you can:

- ✓ Automate peer review workflows
- ✓ Implement standardized processes
- ✓ Demonstrate auditing compliance
- ✓ Configure reports and notifications
- ✓ Provide actions taken and outcomes



Modernize Your Peer Review

Having a web-based tool enables your physician reviewers to log in, review documentation, perform reviews, and make disposition recommendations from anywhere, at any time. Create an electronic workflow to ensure nobody circumvents your process. All peer review cases will follow your written policy.

Satisfy Compliance & Audit Requests

Quickly satisfy auditing requests to Joint Commission Medical Staff Standards, like OPPE and FPPE, as well as standards for DNV, HFAP, and CIHQ. Leverage ready-to-run, built-in reports that satisfy both discoverable and non-discoverable state statutes, to meet attorney and auditor requests.

Comprehensive Reporting & Alerts

Track Peer Review Committee actions and develop comprehensive record timelines and root cause analysis (RCA) data. Automate role-based notifications to key personnel in the evaluation process when cases need to be reviewed.

FPPE

Our FPPE (focused professional practice evaluation) case log is purpose-built to help you stay on top of your FPPE cases by displaying new cases & cases from other groups in an easy-to-manage case log.

Standardize Your Processes

Create a standardized process of peer review for like cases to follow a predefined path of review, based on your facility bylaws, policies, and procedures. Protect your facility and providers from internal or external litigation by ensuring cases are evaluated in the same manner every time.

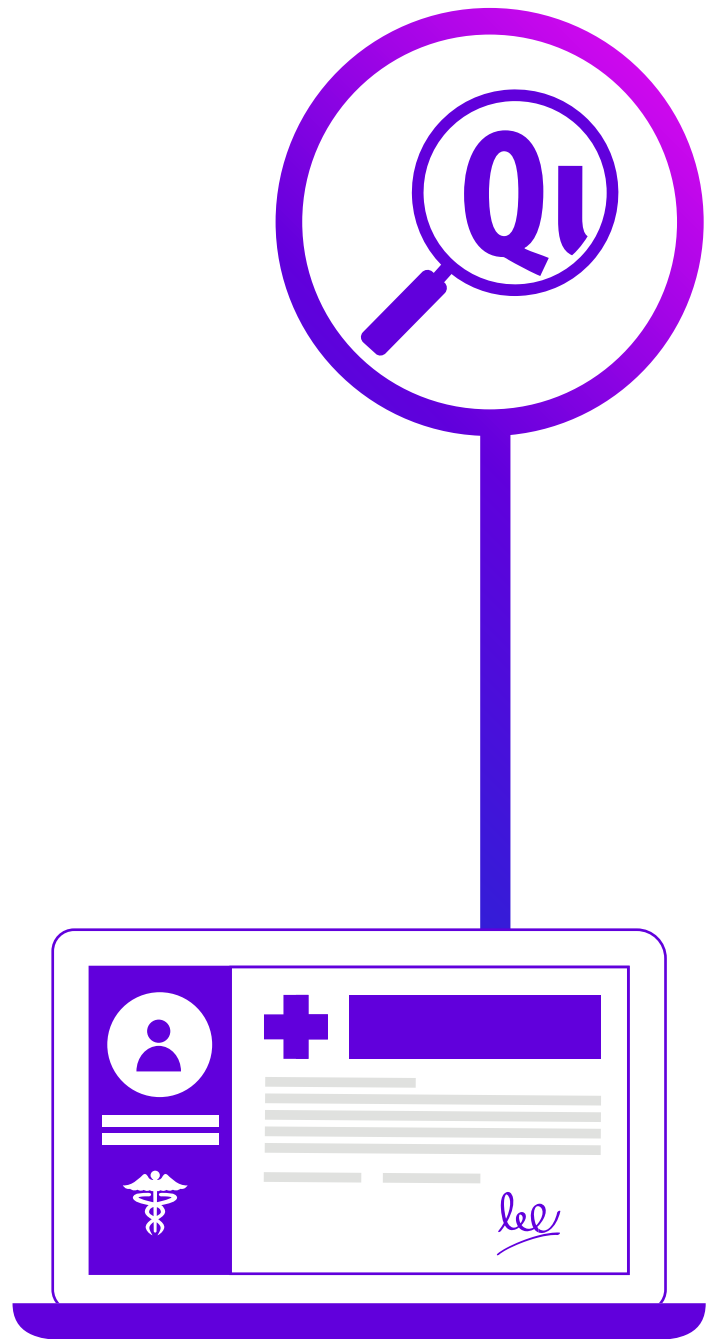
Use customized Peer Review workflows to track FPPE reviews and assessments based on user-defined FPPE indicators. Process FPPEs separately or as a group to close them or take further action with specific, user-defined outcomes.

FPPE Case List

Case	Log Date	Reporting Department	Occur Date	Status	Indication	Reason for Referral	Patient Name	Provider Under Review	Reviewer Name	Reviewer Status
20240001	08/01/2024	ICU/ICU	08/01/2024	Open/Active	Substandard Care	Substandard Care	John Doe	John Doe	John Doe	Open/Active
20240002	08/02/2024	ICU/ICU	08/02/2024	Open/Active	Substandard Care	Substandard Care	John Doe	John Doe	John Doe	Open/Active
20240003	08/03/2024	ICU/ICU	08/03/2024	Open/Active	Substandard Care	Substandard Care	John Doe	John Doe	John Doe	Open/Active
20240004	08/04/2024	ICU/ICU	08/04/2024	Open/Active	Substandard Care	Substandard Care	John Doe	John Doe	John Doe	Open/Active
20240005	08/05/2024	ICU/ICU	08/05/2024	Open/Active	Substandard Care	Substandard Care	John Doe	John Doe	John Doe	Open/Active
20240006	08/06/2024	ICU/ICU	08/06/2024	Open/Active	Substandard Care	Substandard Care	John Doe	John Doe	John Doe	Open/Active
20240007	08/07/2024	ICU/ICU	08/07/2024	Open/Active	Substandard Care	Substandard Care	John Doe	John Doe	John Doe	Open/Active
20240008	08/08/2024	ICU/ICU	08/08/2024	Open/Active	Substandard Care	Substandard Care	John Doe	John Doe	John Doe	Open/Active
20240009	08/09/2024	ICU/ICU	08/09/2024	Open/Active	Substandard Care	Substandard Care	John Doe	John Doe	John Doe	Open/Active
20240010	08/10/2024	ICU/ICU	08/10/2024	Open/Active	Substandard Care	Substandard Care	John Doe	John Doe	John Doe	Open/Active

OPPE Reporting

OPPE Reporting is an automated, cloud-based solution that enables you to track provider privilege to procedure performed and quality indicators: CMS Core Measure Indicators, Ongoing Professional Practice Evaluations (OPPE), The Joint Commission Core Competencies, Surgical Case Review, and more. Gain valuable insight to ensure your patients are receiving the highest quality of care.



On-Demand Data Access

Unlike other OPPE analytic solutions, OPPE Reporting can be run at any time. Your IT department uploads the billing data to our secure sftp site on their own schedule, and you run the reports whenever you need them.

Comprehensive Oversight

Import your medical or billing history to gain insight into each provider's quality of care. Understand procedures performed, re-admission rates, length of stays, mortality rates, and much more!

Powerful Analytics and Reports

Easily snapshot and benchmark providers, and quickly view details of a provider's quality of care. Eliminate the need to spend valuable time configuring your own metrics for running an effective OPPE process by using our out-of-the-box solution.

Provider Benchmarking

Provides advanced analysis into each individual provider's performance, as well as their performance against providers in their department/specialty and providers hospital-wide.

Our OPPE reports use your weekly patient encounter files to show provider-specific data in order to make assessments on that provider's performance (volumes, top procedures, top diagnoses, complications, comparison to peers, mortality rate, readmission rate, ALOS (average length of stay)).

The OPPE Reports include the Dashboard, Benchmark Data Report, Procedures Performed and more.

Benchmark data report

Reporting Period: 1/1/2016 - 12/31/2016									
CONFIDENTIAL - Provider Benchmark Data									
Provider Information:									
Name: VINCINIA CLIFFIN									
Department: OB/GYN									
Specialty: Obstetrics and Gynecology									
Departmental Provider Benchmarks									
(Absences, Hospital, Acute Care Days)									
Year	Q1	Q2	Q3	Q4	YTD	Peer	Target	Baseline	Min/Max
2015	41	298393	0	0.0%	3	0.7%	2.0	0.0/22.36	
2016	36	298393	0	0.0%	2	0.7%	2.0	0.0/22.36	
2015	3	297888	0	0.0%	2	0.6%	2.0	0.0/22.36	
2015	4	297456	0	0.0%	1	0.3%	2.0	0.0/22.36	
2016	1	297888	0	0.0%	4	1.1%	2.0	0.0/22.36	
2016	2	297888	0	0.0%	1	0.3%	2.0	0.0/22.36	
2016	3	43	0.00000	0.00%	3	0.9%	2.0	0.0/22.36	
2016	4	91	0.00000	0.00%	2	0.6%	2.0	0.0/22.36	
Peer Benchmark Data									
(Absences, OB/GYN, Hospital, Acute Care Days)									
Year	Q1	Q2	Q3	Q4	YTD	Peer	Target	Baseline	Min/Max
2015	1	120	0.76279	0.00%	3	2.0%	2.0	0.0/46.26	
2015	2	106	0.76279	0.00%	0	0.0%	2.0	0.0/46.26	
2015	3	111	0.76279	0.00%	2	1.8%	2.0	0.0/46.26	
2015	4	119	0.76279	0.00%	4	3.4%	2.0	0.0/46.26	
2016	1	118	0.00000	0.00%	10	10.4%	2.0	0.0/46.26	
2016	2	125	0.00000	0.00%	0	0.0%	2.0	0.0/46.26	
2016	3	154	0.00000	0.00%	16	10.3%	2.0	0.0/46.26	
2016	4	122	0.00000	0.00%	0	0.0%	2.0	0.0/46.26	
Hospital Benchmark Data									
(Hospital, Acute Care Days)									
Year	Q1	Q2	Q3	Q4	YTD	Peer	Target	Baseline	Min/Max
2015	1	1444	1.16471	0.00%	100	10.0%	4.0	0.0/4.77	
2015	2	1428	1.23021	0.00%	100	10.0%	4.0	0.0/4.77	
2015	3	1391	1.27612	0.00%	214	10.0%	4.0	0.0/4.77	

Procedure tracking report

symplr Health System			
Ongoing Professional Practice Evaluation			
Reporting Period: 1/1/2016 - 12/31/2016			
CONFIDENTIAL - Provider Procedure Counts			
Provider Information:			
Name: VINCINIA CLIFFIN			
Department: OB/GYN			
Specialty: Obstetrics and Gynecology			
Procedure Tracking			
ICD Procedure Codes	Count		
C82	1		
0041232	1		
0001	1		
0081	1		
D111022	1		
D112022	1		
D123022	1		
D132022	1		
D142022	1		
D152022	1		
D162022	1		
D172022	1		
D182022	1		
D192022	1		
D202022	1		
D212022	1		
D222022	1		
D232022	1		
D242022	1		
D252022	1		
D262022	1		
D272022	1		
D282022	1		
D292022	1		
D302022	1		
D312022	1		
D322022	1		
D332022	1		
D342022	1		
D352022	1		
D362022	1		
D372022	1		
D382022	1		
D392022	1		
D402022	1		
D412022	1		
D422022	1		
D432022	1		
D442022	1		
D452022	1		
D462022	1		
D472022	1		
D482022	1		
D492022	1		
D502022	1		
D512022	1		
D522022	1		
D532022	1		
D542022	1		
D552022	1		
D562022	1		
D572022	1		
D582022	1		
D592022	1		
D602022	1		
D612022	1		
D622022	1		
D632022	1		
D642022	1		
D652022	1		
D662022	1		
D672022	1		
D682022	1		
D692022	1		
D702022	1		
D712022	1		
D722022	1		
D732022	1		
D742022	1		
D752022	1		
D762022	1		
D772022	1		
D782022	1		
D792022	1		
D802022	1		
D812022	1		
D822022	1		
D832022	1		
D842022	1		
D852022	1		
D862022	1		
D872022	1		
D882022	1		
D892022	1		
D902022	1		
D912022	1		
D922022	1		
D932022	1		
D942022	1		
D952022	1		
D962022	1		
D972022	1		
D982022	1		
D992022	1		
D002022	1		
D012022	1		
D022022	1		
D032022	1		
D042022	1		
D052022	1		
D062022	1		
D072022	1		
D082022	1		
D092022	1		
D102022	1		
D112022	1		
D122022	1		
D132022	1		
D142022	1		
D152022	1		
D162022	1		
D172022	1		
D182022	1		
D192022	1		
D202022	1		
D212022	1		
D222022	1		
D232022	1		
D242022	1		
D252022	1		
D262022	1		
D272022	1		
D282022	1		
D292022	1		
D302022	1		



Technical Overview

To make it easy for you to access the data and reporting you need, OPPE Reporting processes billing/patient encounter files prepared to our specifications from any EHR platform. Your IT department simply delivers the files to an SFTP site, where they're picked up and processed weekly.

Up to two years of historical procedure files can be uploaded into the system. All uploads are standardized into a single format, so that analyzing and understanding your providers' quality of care is simple and straightforward.

Here are some of the common data sources used for our OPPE reports:



About symplr

symplr's comprehensive healthcare operations solutions, anchored in governance, risk management, and compliance, enables our enterprise customers to efficiently navigate the unique complexities of integrating critical business operations in healthcare.

For over 30 years, our customers trust our expertise and depend on our provider data management, workforce and talent management, contract management, spend management, access management, and compliance, quality, safety solutions to help drive better operations for better outcomes.

As your trusted guide, we follow a proven approach to help you achieve your organization's priority outcomes by breaking down silos, optimizing processes, and improving operational systems.

Learn how at www.symplr.com.

